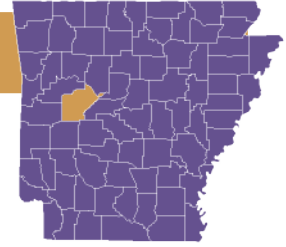


Prescription Drug Use Trends in Your Community



YELL COUNTY

County Population: 21,464

Adults reporting nonmedical prescription drug use (excluding opioids and cannabis), 2020

| | |
|--------------|-------------|
| State | U.S. |
| 6.3% | 5.6% |

Key Findings (2020)

- Lowest rate of opioid overdose deaths
- Highest percentage of youth viewing prescription drug use as high risk
- 3rd highest rate of youth past 30-day prescription drug use
- 22nd lowest rate of opioid prescribing

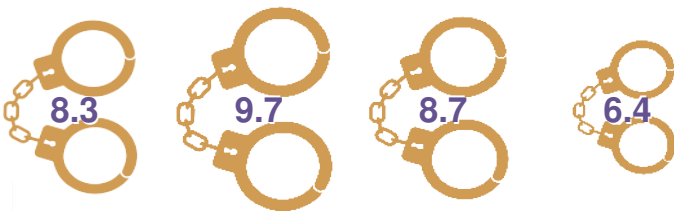
| | | | |
|-------------|-------------|-------------|-------------|
| 2017 | 2018 | 2019 | 2020 |
|-------------|-------------|-------------|-------------|

Opioid Overdose Death Rate per 100,000 *

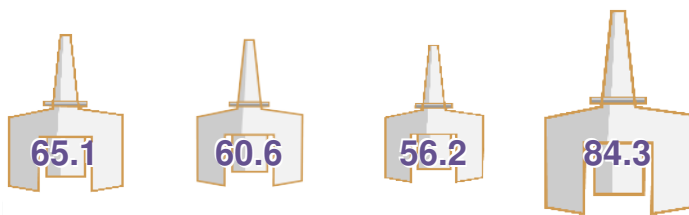
| | | | |
|--------------------|------------|------------|------------|
| data not available | 0.0 | 0.0 | 0.0 |
|--------------------|------------|------------|------------|

* Likely underreported

Substance-related Arrest Rate per 1,000



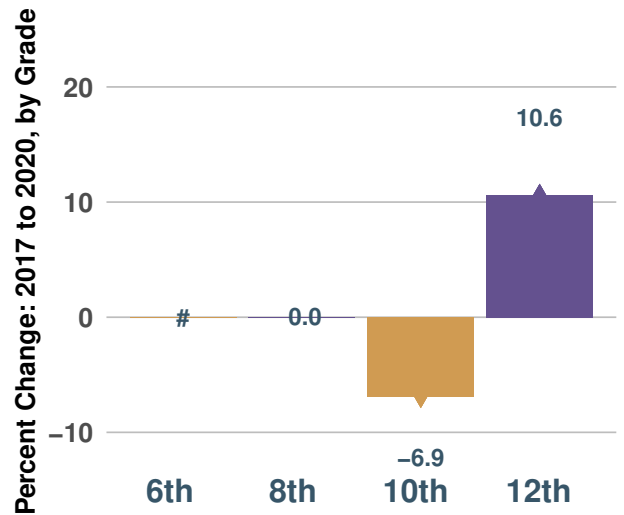
Narcan Administration Rate per 100,000



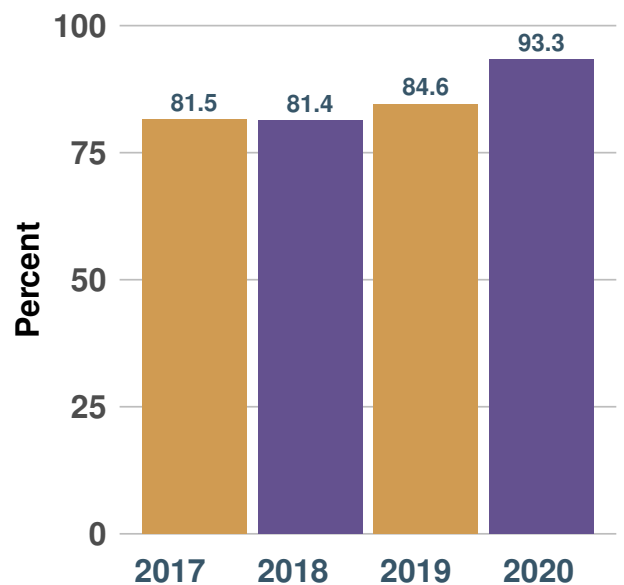
Opioid-prescribing Rate per 100



Percent of youth reporting non-medical prescription drug use in the past 30 days



Percent of youth that believe non-medical prescription drug use is high risk



data not available