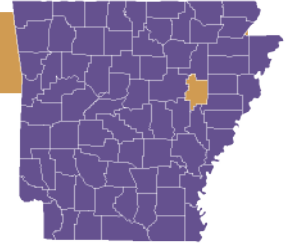


Prescription Drug Use Trends in Your Community



WOODRUFF COUNTY

County Population: 6,533

Adults reporting nonmedical prescription drug use (excluding opioids and cannabis), 2020

State	U.S.
6.3%	5.6%

Key Findings (2020)

- 12th highest rate of youth past 30-day prescription drug use
- 7th highest percentage of youth viewing prescription drug use as high risk
- Lowest rate of opioid overdose deaths
- 2nd highest rate of Narcan administrations
- 8th highest rate of opioid prescribing

2017	2018	2019	2020
-------------	-------------	-------------	-------------

Opioid Overdose Death Rate per 100,000 *

data not available



* Likely underreported

0.0

0.0

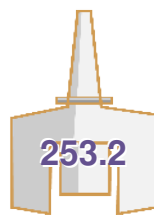


Substance-related Arrest Rate per 1,000

0.6



Narcan Administration Rate per 100,000

91.2



Opioid-prescribing Rate per 100

141.8

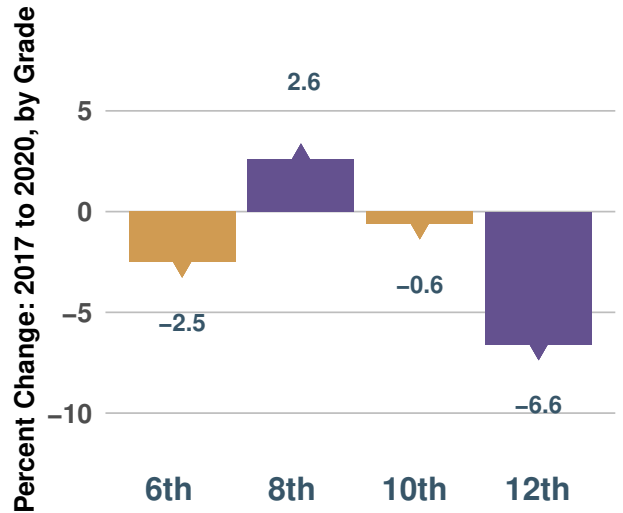
125.5

130.6

120.6



Percent of youth reporting non-medical prescription drug use in the past 30 days



Percent of youth that believe non-medical prescription drug use is high risk

