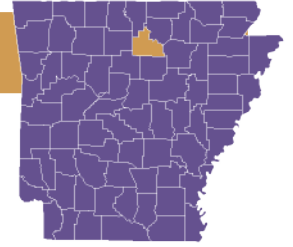


# Prescription Drug Use Trends in Your Community



## STONE COUNTY

County Population: 12,475

Adults reporting nonmedical prescription drug use (excluding opioids and cannabis), 2020

<b>State</b>	<b>U.S.</b>
<b>6.3%</b>	<b>5.6%</b>

### Key Findings (2020)

- Lowest rate of opioid overdose deaths
- 5th highest percentage of youth viewing prescription drug use as high risk
- 5th highest rate of opioid prescribing
- 17th lowest rate of youth past 30-day prescription drug use

2017	2018	2019	2020
------	------	------	------

### Opioid Overdose Death Rate per 100,000 \*

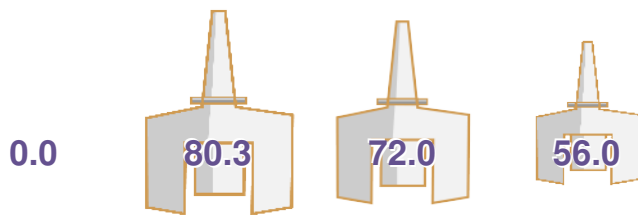
data not available	0.0	0.0	0.0
--------------------	-----	-----	-----

\* Likely underreported

### Substance-related Arrest Rate per 1,000



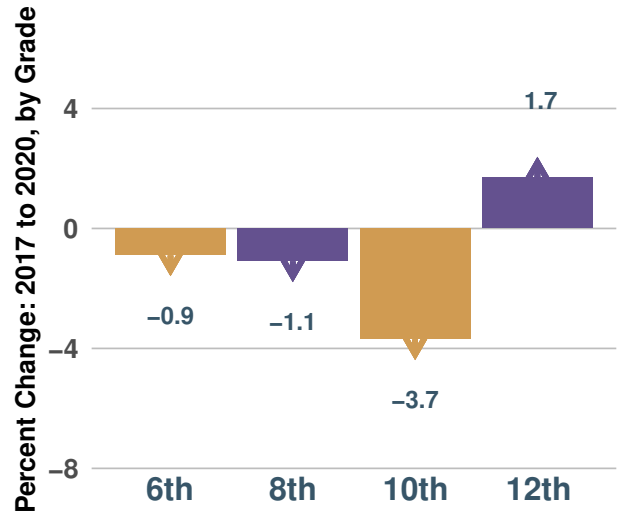
### Narcan Administration Rate per 100,000



### Opioid-prescribing Rate per 100



### Percent of youth reporting non-medical prescription drug use in the past 30 days



### Percent of youth that believe non-medical prescription drug use is high risk

