

Prescription Drug Use Trends in Your Community

SHARP COUNTY

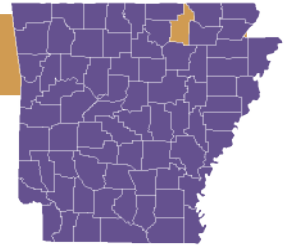
County Population: 17,139

Adults reporting nonmedical prescription drug use (excluding opioids and cannabis), 2020

State	U.S.
6.3%	5.6%

Key Findings (2020)

- 22nd highest rate of youth past 30-day prescription drug use
- 12th highest percentage of youth viewing prescription drug use as high risk
- Highest rate of Narcan administrations
- 15th highest rate of opioid prescribing



2017	2018	2019	2020
-------------	-------------	-------------	-------------

Opioid Overdose Death Rate per 100,000 *

data not available

0.0



* Likely underreported

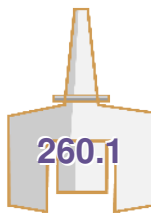
Substance-related Arrest Rate per 1,000



Narcan Administration Rate per 100,000

0.0

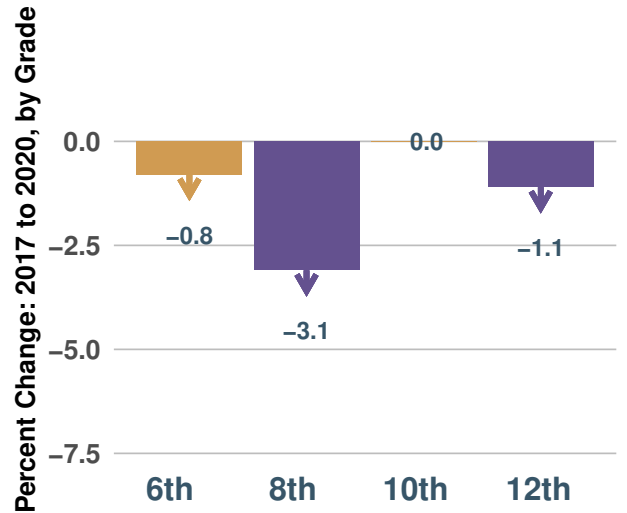
0.0



Opioid-prescribing Rate per 100



Percent of youth reporting non-medical prescription drug use in the past 30 days



Percent of youth that believe non-medical prescription drug use is high risk

