

Prescription Drug Use Trends in Your Community

SCOTT COUNTY

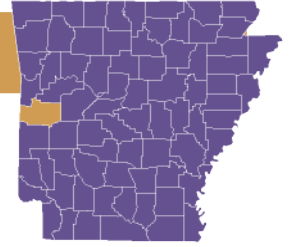
County Population: 10,376

Adults reporting nonmedical prescription drug use (excluding opioids and cannabis), 2020

State 6.3%
U.S. 5.6%

Key Findings (2020)

- Lowest rate of opioid overdose deaths
- 18th highest percentage of youth viewing prescription drug use as high risk
- 6th highest rate of substance-related arrests



2017 2018 2019 2020

Opioid Overdose Death Rate per 100,000 *

data not available



0.0

0.0



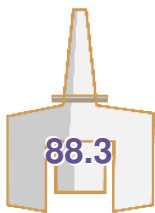
* Likely underreported

Substance-related Arrest Rate per 1,000



Narcan Administration Rate per 100,000

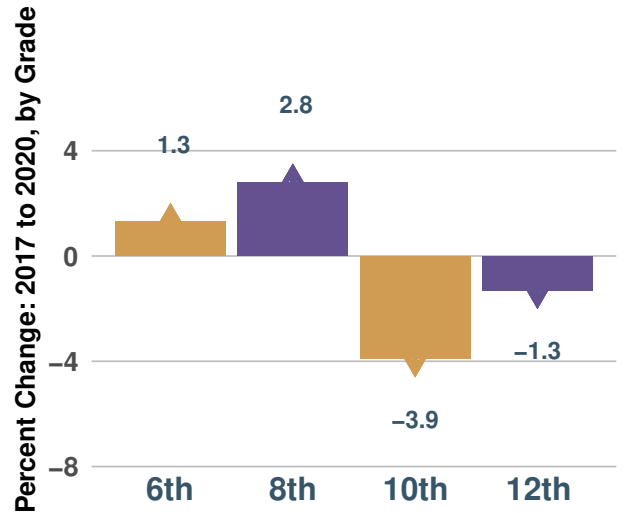
0.0



Opioid-prescribing Rate per 100



Percent of youth reporting non-medical prescription drug use in the past 30 days



Percent of youth that believe non-medical prescription drug use is high risk

