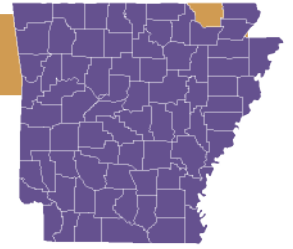


Prescription Drug Use Trends in Your Community



RANDOLPH COUNTY

County Population: 17,695

Adults reporting nonmedical prescription drug use (excluding opioids and cannabis), 2020

State	U.S.
6.3%	5.6%

Key Findings (2020)

- 10th lowest rate of Narcan administrations
- 23rd highest percentage of youth viewing prescription drug use as high risk
- 23rd highest rate of substance-related arrests

2017	2018	2019	2020
-------------	-------------	-------------	-------------

Opioid Overdose Death Rate per 100,000 *

data not available

0.0

0.0

5.6



* Likely underreported

Substance-related Arrest Rate per 1,000



10.3



8.9



8.0




10.1

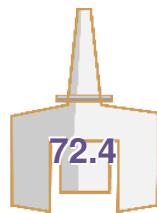
Narcan Administration Rate per 100,000



39.6



66.8



72.4



27.8

Opioid-prescribing Rate per 100



139.3



117.3

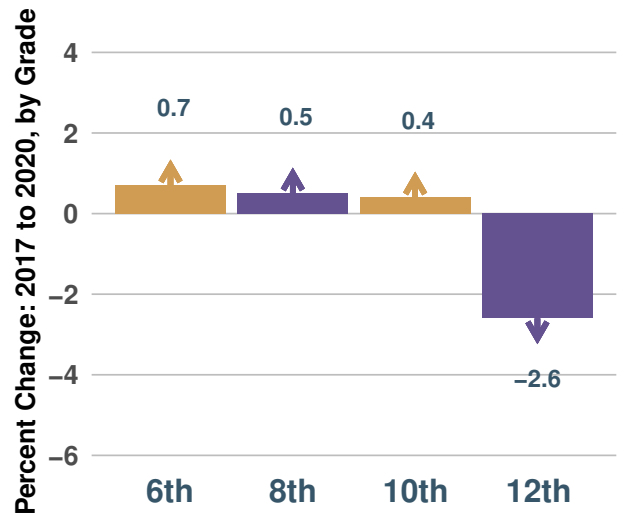


101.9



96.7

Percent of youth reporting non-medical prescription drug use in the past 30 days



Percent of youth that believe non-medical prescription drug use is high risk

