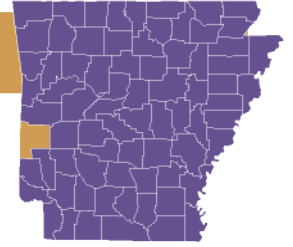


# Prescription Drug Use Trends in Your Community



## POLK COUNTY

County Population: 20,094

Adults reporting nonmedical prescription drug use (excluding opioids and cannabis), 2020

<b>State</b>	<b>U.S.</b>
<b>6.3%</b>	<b>5.6%</b>

### Key Findings (2020)

- 10th lowest rate of youth past 30-day prescription drug use
- 19th lowest percentage of youth viewing prescription drug use as high risk
- 20th lowest rate of Narcan administrations

<b>2017</b>	<b>2018</b>	<b>2019</b>	<b>2020</b>
-------------	-------------	-------------	-------------

### Opioid Overdose Death Rate per 100,000 \*

data not available

0.0

0.0

5.0



\* Likely underreported

### Substance-related Arrest Rate per 1,000



10.2



4.6



8.2



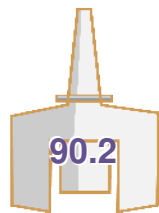
7.3

### Narcan Administration Rate per 100,000

19.9



55.0



90.2

50.1

### Opioid-prescribing Rate per 100



118.6



106.2



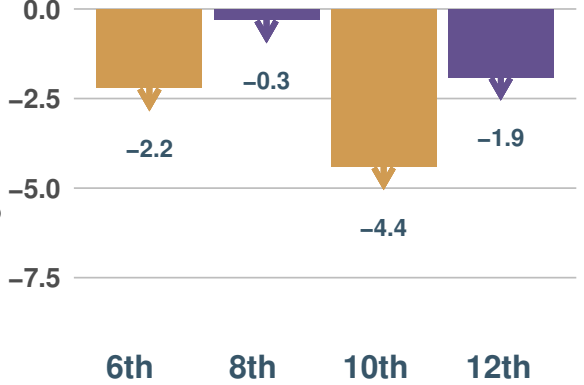
96.1



96.9

### Percent of youth reporting non-medical prescription drug use in the past 30 days

Percent Change: 2017 to 2020, by Grade



### Percent of youth that believe non-medical prescription drug use is high risk

