

Prescription Drug Use Trends in Your Community

PIKE COUNTY

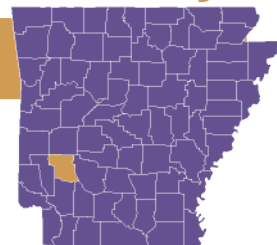
County Population: 10,756

Adults reporting nonmedical prescription drug use (excluding opioids and cannabis), 2020

State 6.3%
U.S. 5.6%

Key Findings (2020)

- 9th highest rate of opioid prescribing
- Lowest rate of youth past 30-day prescription drug use
- Lowest rate of opioid overdose deaths
- Lowest rate of Narcan administrations



2017 2018 2019 2020

Opioid Overdose Death Rate per 100,000 *

data not available

0.0



0.0

* Likely underreported

Substance-related Arrest Rate per 1,000



11.7



11.5

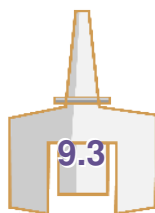


11.3



6.1

Narcan Administration Rate per 100,000



9.3

0.0

0.0

0.0

Opioid-prescribing Rate per 100



150.9



141.9

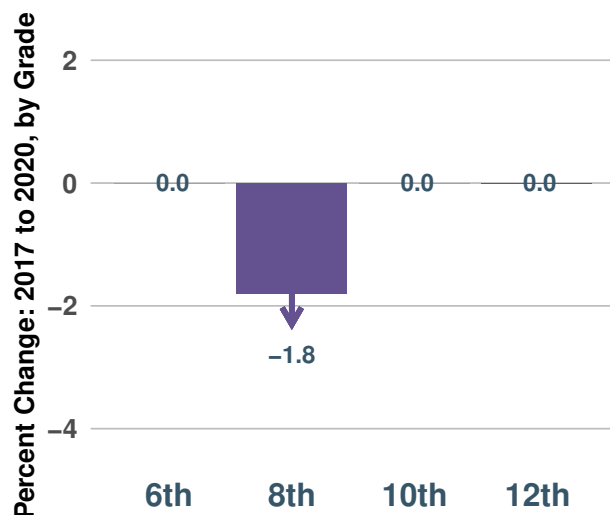


133.0



118.9

Percent of youth reporting non-medical prescription drug use in the past 30 days



Percent of youth that believe non-medical prescription drug use is high risk

