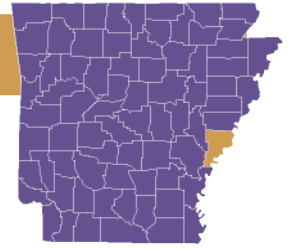


# Prescription Drug Use Trends in Your Community



## PHILLIPS COUNTY

County Population: 18,606

Adults reporting nonmedical prescription drug use (excluding opioids and cannabis), 2020

<b>State</b>	<b>U.S.</b>
<b>6.3%</b>	<b>5.6%</b>

### Key Findings (2020)

- 14th highest rate of opioid prescribing
- Lowest percentage of youth viewing prescription drug use as high risk
- 24th highest rate of youth past 30-day prescription drug use
- Lowest rate of opioid overdose deaths

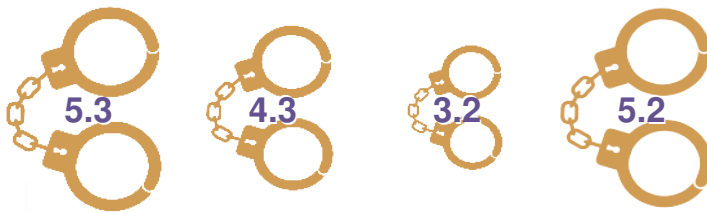
<b>2017</b>	<b>2018</b>	<b>2019</b>	<b>2020</b>
-------------	-------------	-------------	-------------

### Opioid Overdose Death Rate per 100,000 \*

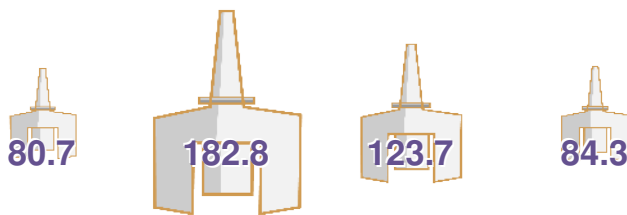
data not available	<b>0.0</b>	<b>0.0</b>	<b>0.0</b>
--------------------	------------	------------	------------

\* Likely underreported

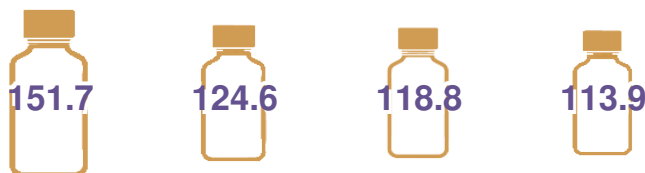
### Substance-related Arrest Rate per 1,000



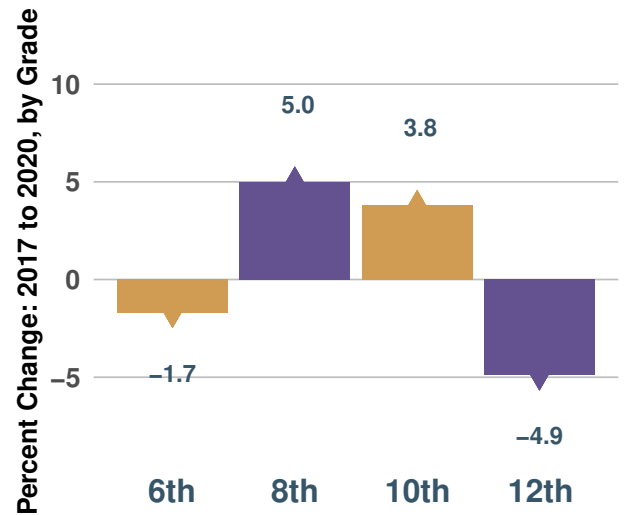
### Narcan Administration Rate per 100,000



### Opioid-prescribing Rate per 100



### Percent of youth reporting non-medical prescription drug use in the past 30 days



### Percent of youth that believe non-medical prescription drug use is high risk

