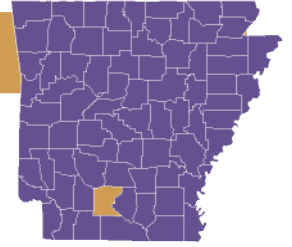


Prescription Drug Use Trends in Your Community



OUACHITA COUNTY

County Population: 23,830

Adults reporting nonmedical prescription drug use (excluding opioids and cannabis), 2020

| | |
|--------------|-------------|
| State | U.S. |
| 6.3% | 5.6% |

Key Findings (2020)

- 2nd lowest rate of Narcan administrations
- 5th highest rate of youth past 30-day prescription drug use
- 4th highest rate of opioid prescribing
- 17th lowest percentage of youth viewing prescription drug use as high risk

| 2017 | 2018 | 2019 | 2020 |
|------|------|------|------|
|------|------|------|------|

Opioid Overdose Death Rate per 100,000 *

data not available

0.0

0.0

4.3



* Likely underreported

Substance-related Arrest Rate per 1,000

1.5



3.2

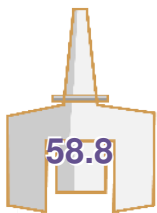


5.5



6.0

Narcan Administration Rate per 100,000



58.8



42.3



12.8



4.3

Opioid-prescribing Rate per 100



157.8



148.3

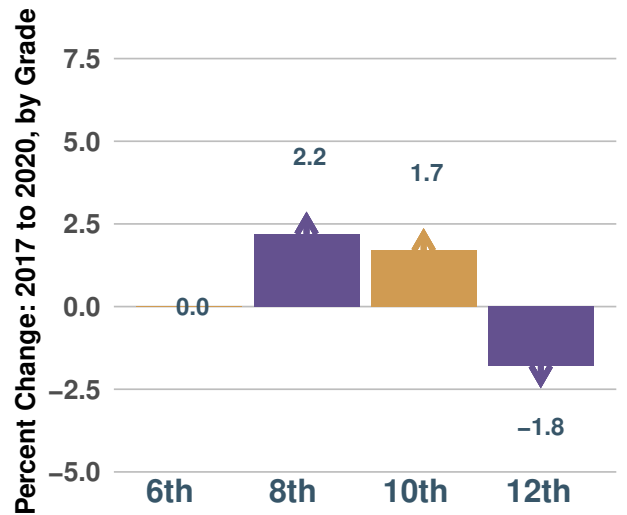


137.6



129.2

Percent of youth reporting non-medical prescription drug use in the past 30 days



Percent of youth that believe non-medical prescription drug use is high risk

