

Prescription Drug Use Trends in Your Community

NEWTON COUNTY

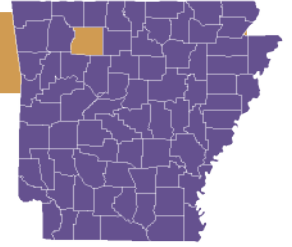
County Population: 7,812

Adults reporting nonmedical prescription drug use (excluding opioids and cannabis), 2020

State	U.S.
6.3%	5.6%

Key Findings (2020)

- 9th highest rate of Narcan administrations
- 15th lowest percentage of youth viewing prescription drug use as high risk
- 16th lowest rate of substance-related arrests
- 18th lowest rate of youth past 30-day prescription drug use



2017	2018	2019	2020
------	------	------	------

Opioid Overdose Death Rate per 100,000 *

data not available

0.0

0.0

12.9



* Likely underreported

Substance-related Arrest Rate per 1,000

4.9

7.0

7.9

4.9




Narcan Administration Rate per 100,000

12.8

76.9

129.0

154.8



Opioid-prescribing Rate per 100

121.8

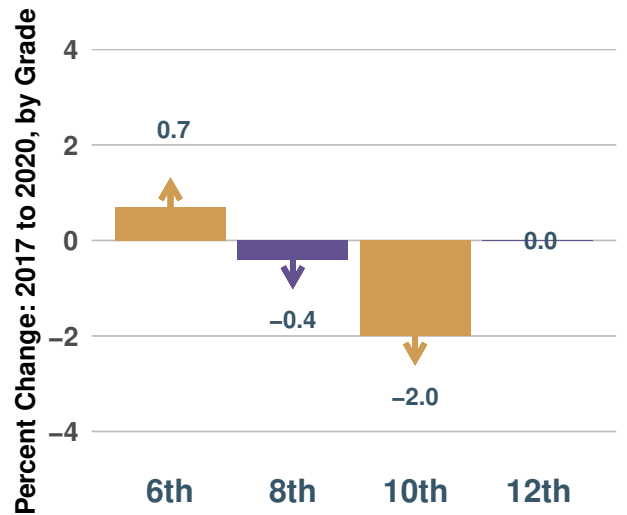
101.4

94.4

90.0



Percent of youth reporting non-medical prescription drug use in the past 30 days



Percent of youth that believe non-medical prescription drug use is high risk

