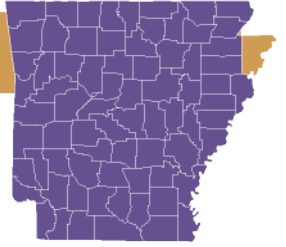


Prescription Drug Use Trends in Your Community

MISSISSIPPI COUNTY



County Population: 42,126

Adults reporting nonmedical prescription drug use (excluding opioids and cannabis), 2020

State	U.S.
6.3%	5.6%

Key Findings (2020)

- 25th lowest rate of youth past 30-day prescription drug use
- 4th lowest percentage of youth viewing prescription drug use as high risk
- 5th highest rate of Narcan administrations
- 11th highest rate of opioid prescribing
- 15th highest rate of opioid overdose deaths

2017 2018 2019 2020

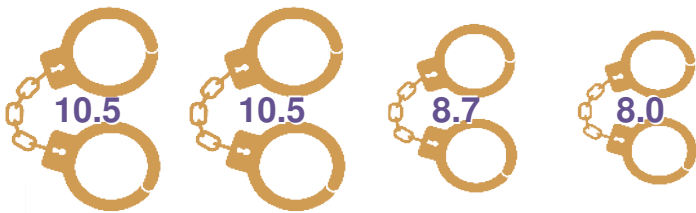
Opioid Overdose Death Rate per 100,000 *

data not available




* Likely underreported

Substance-related Arrest Rate per 1,000



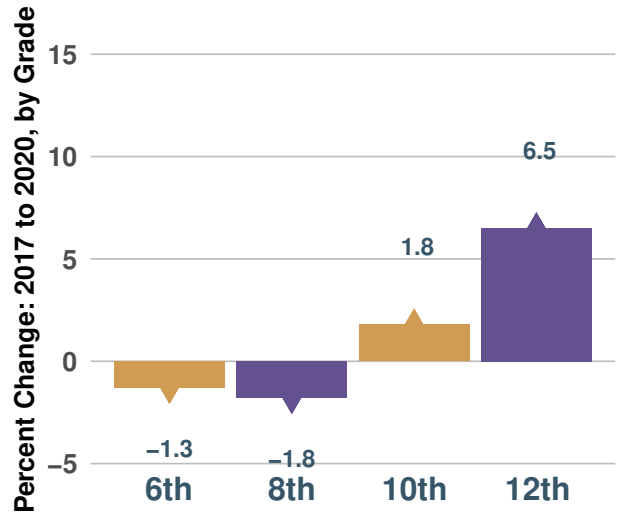
Narcan Administration Rate per 100,000



Opioid-prescribing Rate per 100



Percent of youth reporting non-medical prescription drug use in the past 30 days



Percent of youth that believe non-medical prescription drug use is high risk

