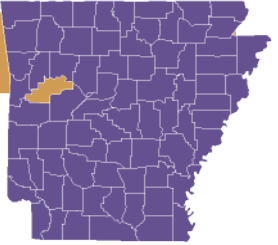


# Prescription Drug Use Trends in Your Community

## LOGAN COUNTY



County Population: 21,668

Adults reporting nonmedical prescription drug use (excluding opioids and cannabis), 2020

|              |             |
|--------------|-------------|
| <b>State</b> | <b>U.S.</b> |
| <b>6.3%</b>  | <b>5.6%</b> |

### Key Findings (2020)

- 2nd highest rate of youth past 30-day prescription drug use
- 21st highest rate of Narcan administrations

2017      2018      2019      2020

### Opioid Overdose Death Rate per 100,000 \*

data not available




\* Likely underreported

### Substance-related Arrest Rate per 1,000



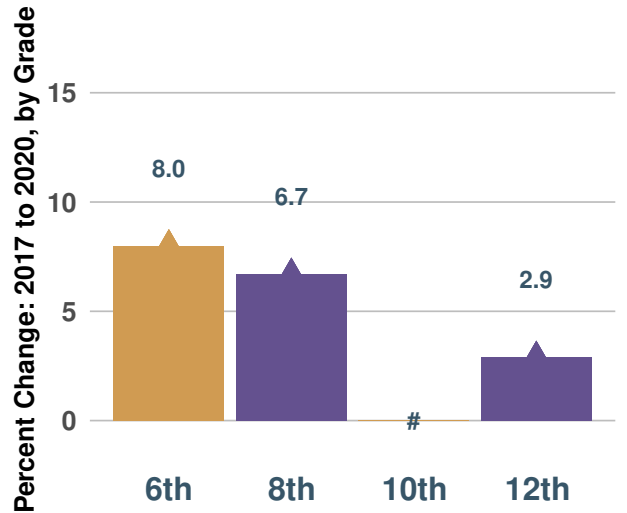
### Narcan Administration Rate per 100,000



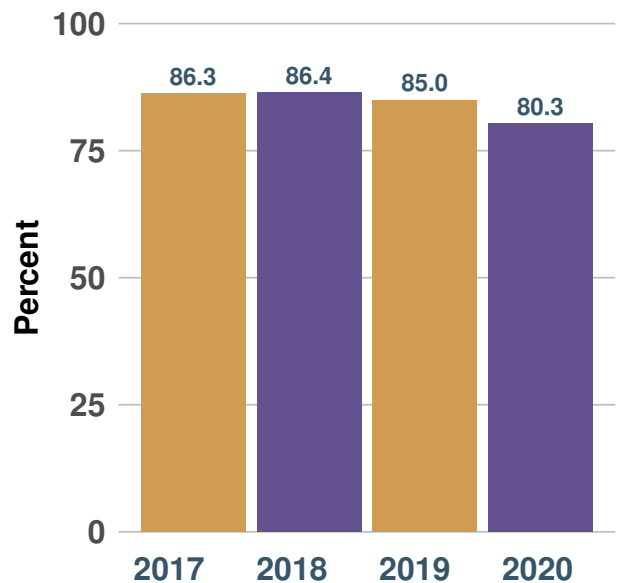
### Opioid-prescribing Rate per 100



### Percent of youth reporting non-medical prescription drug use in the past 30 days



### Percent of youth that believe non-medical prescription drug use is high risk



# data not available