

# Prescription Drug Use Trends in Your Community

## LINCOLN COUNTY

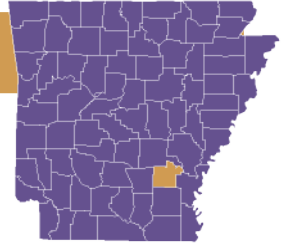
County Population: 13,455

Adults reporting nonmedical prescription drug use (excluding opioids and cannabis), 2020

<b>State</b>	<b>U.S.</b>
<b>6.3%</b>	<b>5.6%</b>

### Key Findings (2020)

- Lowest rate of opioid overdose deaths
- 4th lowest rate of substance-related arrests
- 7th lowest rate of opioid prescribing



2017	2018	2019	2020
------	------	------	------

### Opioid Overdose Death Rate per 100,000 \*

data not available

0.0



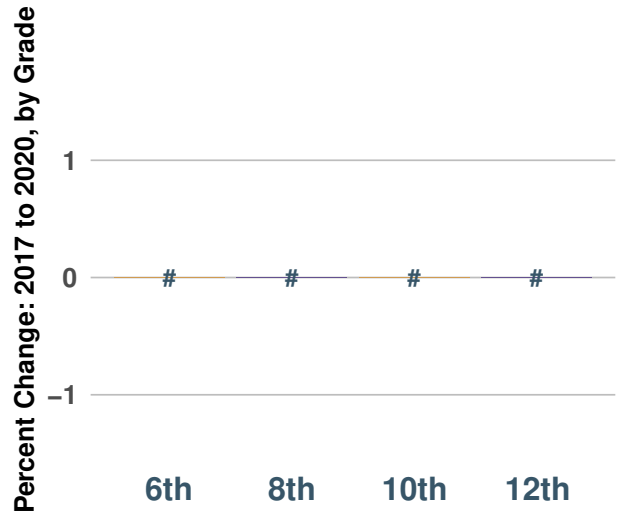
0.0

\* Likely underreported

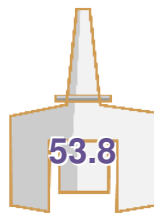

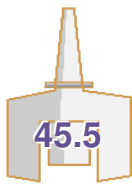

### Substance-related Arrest Rate per 1,000



### Percent of youth reporting non-medical prescription drug use in the past 30 days



### Narcan Administration Rate per 100,000



### Opioid-prescribing Rate per 100



### Percent of youth that believe non-medical prescription drug use is high risk

