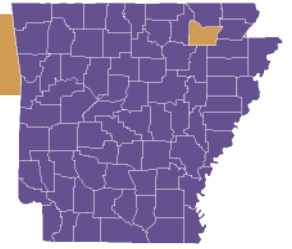


Prescription Drug Use Trends in Your Community



LAWRENCE COUNTY

County Population: 16,549

Adults reporting nonmedical prescription drug use (excluding opioids and cannabis), 2020

State	U.S.
6.3%	5.6%

Key Findings (2020)

- 7th highest rate of opioid prescribing
- 9th highest rate of youth past 30-day prescription drug use
- 24th highest rate of opioid overdose deaths

2017	2018	2019	2020
-------------	-------------	-------------	-------------

Opioid Overdose Death Rate per 100,000 *

data not available



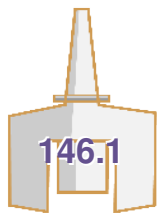
* Likely underreported

Substance-related Arrest Rate per 1,000



Narcan Administration Rate per 100,000

24.1



67.0

Opioid-prescribing Rate per 100

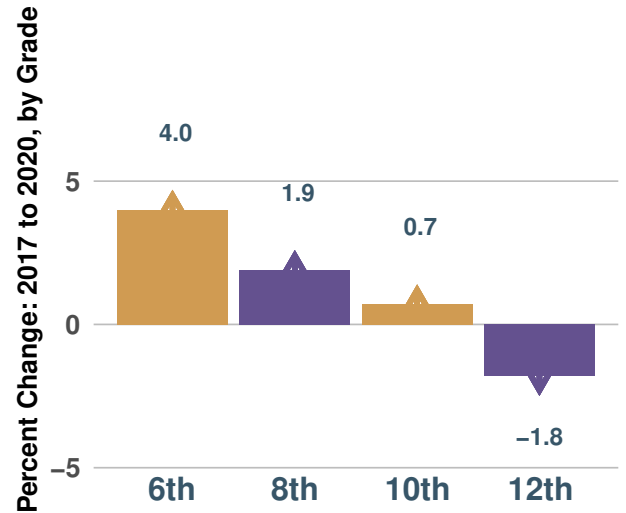
162.2

145.4

134.3

122.3

Percent of youth reporting non-medical prescription drug use in the past 30 days



Percent of youth that believe non-medical prescription drug use is high risk

