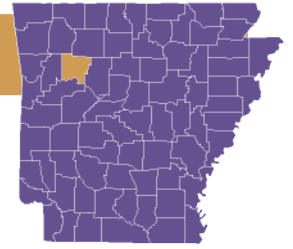


Prescription Drug Use Trends in Your Community



JOHNSON COUNTY

County Population: 26,372

Adults reporting nonmedical prescription drug use (excluding opioids and cannabis), 2020

State	U.S.
6.3%	5.6%

Key Findings (2020)

- 2nd highest rate of substance-related arrests
- 18th lowest rate of youth past 30-day prescription drug use

2017	2018	2019	2020
-------------	-------------	-------------	-------------

Opioid Overdose Death Rate per 100,000 *

data not available

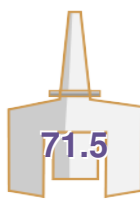
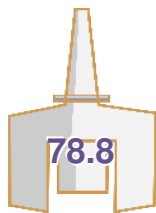



* Likely underreported

Substance-related Arrest Rate per 1,000



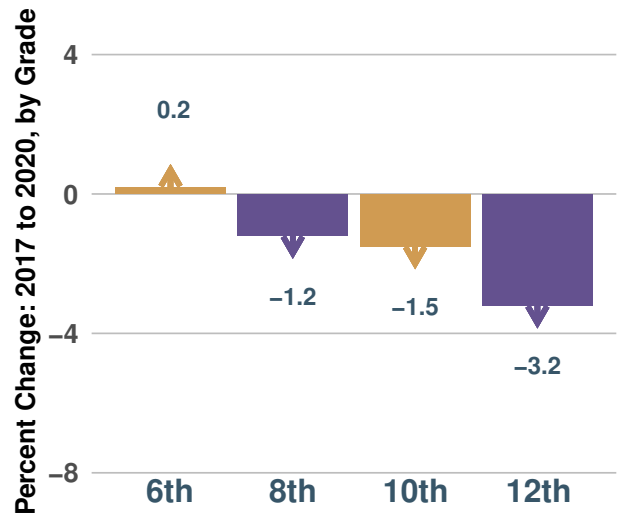
Narcan Administration Rate per 100,000



Opioid-prescribing Rate per 100



Percent of youth reporting non-medical prescription drug use in the past 30 days



Percent of youth that believe non-medical prescription drug use is high risk

