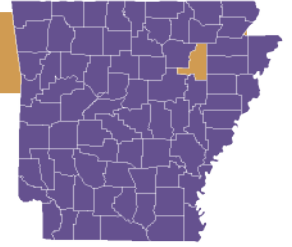


Prescription Drug Use Trends in Your Community



JACKSON COUNTY

County Population: 17,027

Adults reporting nonmedical prescription drug use (excluding opioids and cannabis), 2020

State
6.3%

U.S.
5.6%

Key Findings (2020)

- 8th highest rate of substance-related arrests
- 13th highest rate of youth past 30-day prescription drug use
- 18th highest rate of opioid prescribing
- Lowest rate of opioid overdose deaths
- 13th lowest rate of Narcan administrations

2017 2018 2019 2020

Opioid Overdose Death Rate per 100,000 *

data not available

0.0



0.0

* Likely underreported

Substance-related Arrest Rate per 1,000

7.2



13.8



18.1



15.7

Narcan Administration Rate per 100,000

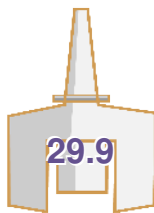


23.5

6.0



17.9



29.9

Opioid-prescribing Rate per 100



146.6



131.0

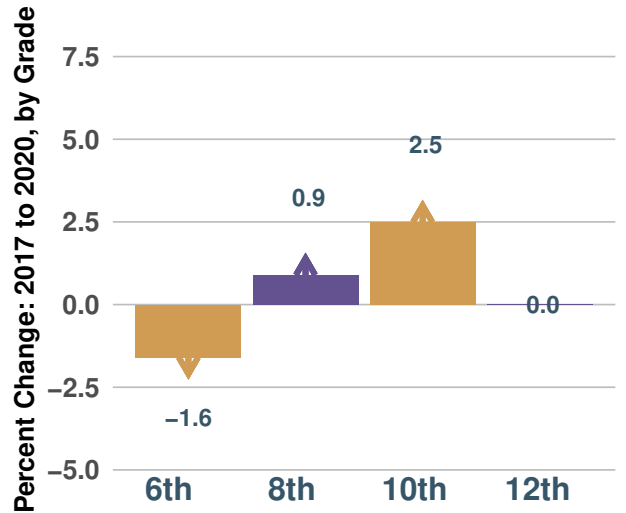


124.3



111.4

Percent of youth reporting non-medical prescription drug use in the past 30 days



Percent of youth that believe non-medical prescription drug use is high risk

