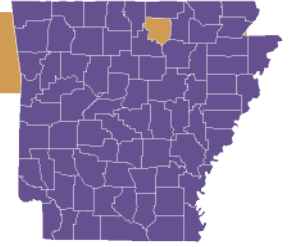


Prescription Drug Use Trends in Your Community



IZARD COUNTY

County Population: 13,570

Adults reporting nonmedical prescription drug use (excluding opioids and cannabis), 2020

State	U.S.
6.3%	5.6%

Key Findings (2020)

- 16th lowest rate of youth past 30-day prescription drug use
- 6th highest rate of opioid prescribing
- Lowest rate of opioid overdose deaths
- 13th highest rate of Narcan administrations

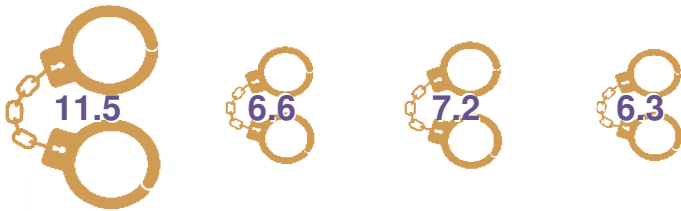
2017	2018	2019	2020
------	------	------	------

Opioid Overdose Death Rate per 100,000 *


data not available	0.0	0.0	0.0
--------------------	-----	-----	-----

* Likely underreported

Substance-related Arrest Rate per 1,000



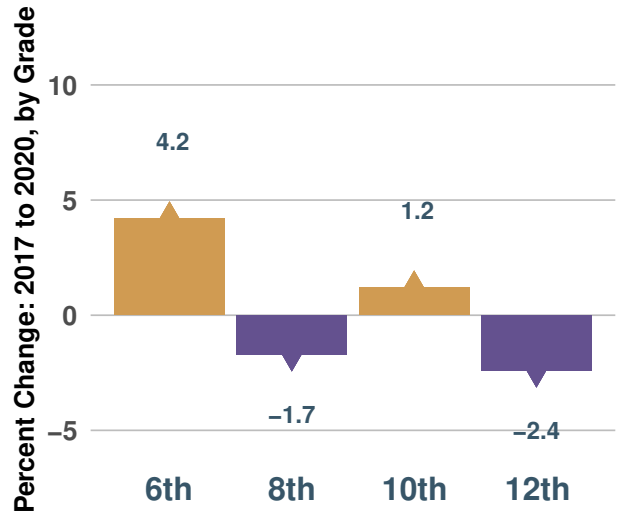
Narcan Administration Rate per 100,000



Opioid-prescribing Rate per 100



Percent of youth reporting non-medical prescription drug use in the past 30 days



Percent of youth that believe non-medical prescription drug use is high risk

