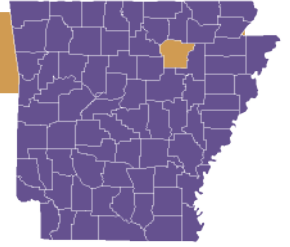


Prescription Drug Use Trends in Your Community

INDEPENDENCE COUNTY



County Population: 37,427

Adults reporting nonmedical prescription drug use (excluding opioids and cannabis), 2020

State	U.S.
6.3%	5.6%

Key Findings (2020)

- 10th highest rate of youth past 30-day prescription drug use
- 21st highest percentage of youth viewing prescription drug use as high risk
- 7th lowest rate of substance-related arrests
- 23rd highest rate of Narcan administrations

2017	2018	2019	2020
-------------	-------------	-------------	-------------

Opioid Overdose Death Rate per 100,000 *

data not available



0.0





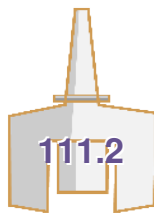
* Likely underreported

Substance-related Arrest Rate per 1,000



3.1

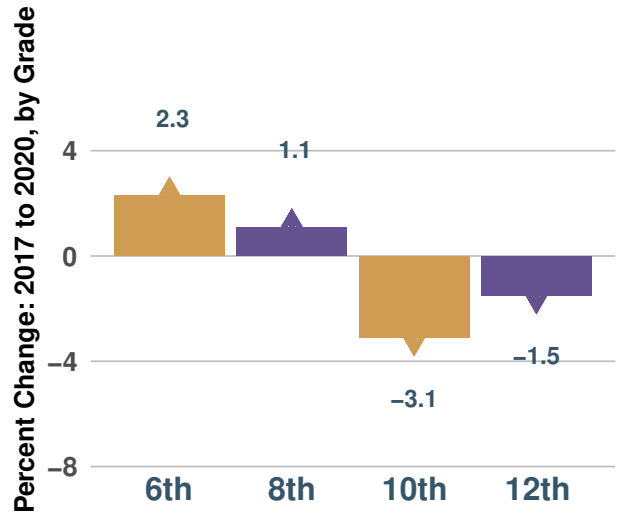
Narcan Administration Rate per 100,000



Opioid-prescribing Rate per 100



Percent of youth reporting non-medical prescription drug use in the past 30 days



Percent of youth that believe non-medical prescription drug use is high risk

