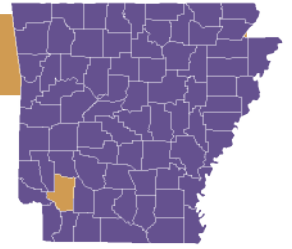


# Prescription Drug Use Trends in Your Community



## HEMPSTEAD COUNTY

County Population: 21,842

Adults reporting nonmedical prescription drug use (excluding opioids and cannabis), 2020

<b>State</b>	<b>U.S.</b>
<b>6.3%</b>	<b>5.6%</b>

### Key Findings (2020)

- 11th highest rate of youth past 30-day prescription drug use
- Lowest rate of opioid overdose deaths
- 8th lowest rate of opioid prescribing

<b>2017</b>	<b>2018</b>	<b>2019</b>	<b>2020</b>
-------------	-------------	-------------	-------------

### Opioid Overdose Death Rate per 100,000 \*

data not available



9.2

0.0

0.0

\* Likely underreported

### Substance-related Arrest Rate per 1,000



13.5



9.2



11.7



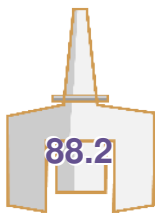
6.7

### Narcan Administration Rate per 100,000

22.9



60.0



88.2



55.7

### Opioid-prescribing Rate per 100

117.8



102.1



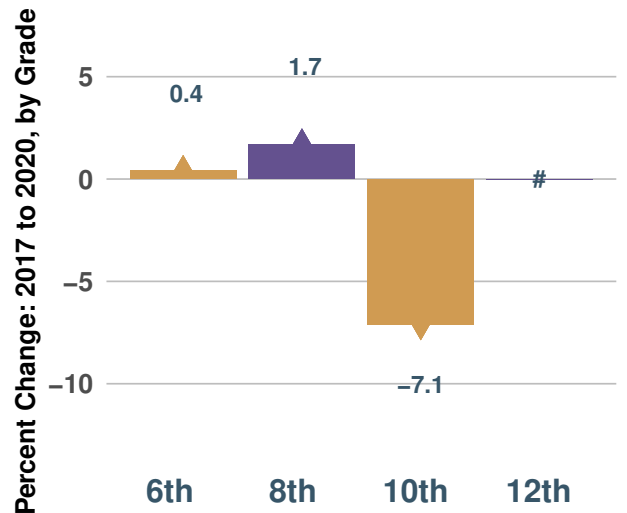
76.3



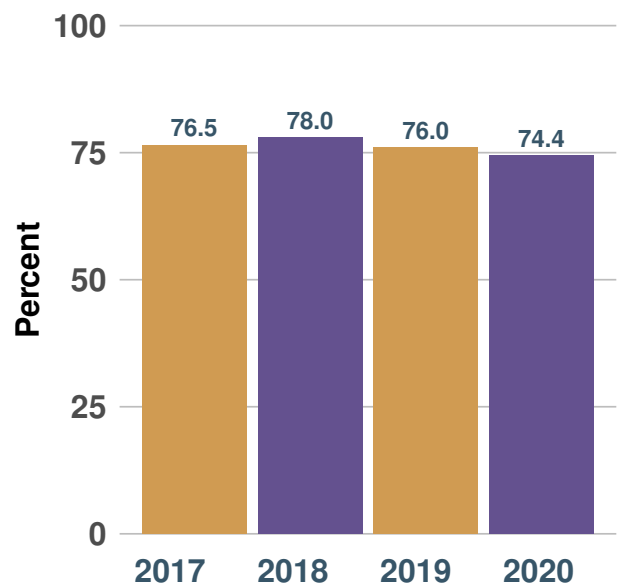
72.2



### Percent of youth reporting non-medical prescription drug use in the past 30 days



### Percent of youth that believe non-medical prescription drug use is high risk



# data not available