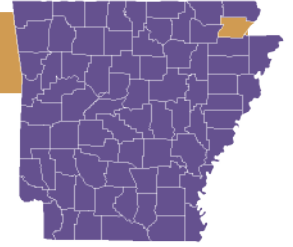


# Prescription Drug Use Trends in Your Community



## GREENE COUNTY

County Population: 44,937

Adults reporting nonmedical prescription drug use (excluding opioids and cannabis), 2020

**State**  
6.3%

**U.S.**  
5.6%

### Key Findings (2020)

- 3rd highest rate of opioid prescribing
- 13th highest rate of substance-related arrests
- 16th highest rate of youth past 30-day prescription drug use
- Lowest rate of opioid overdose deaths

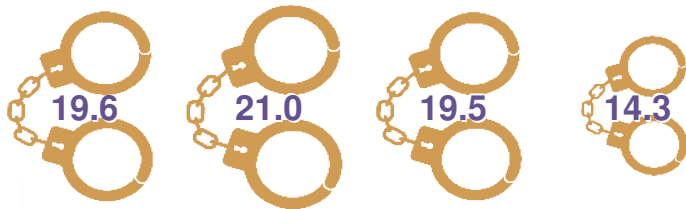
2017      2018      2019      2020

### Opioid Overdose Death Rate per 100,000 \*

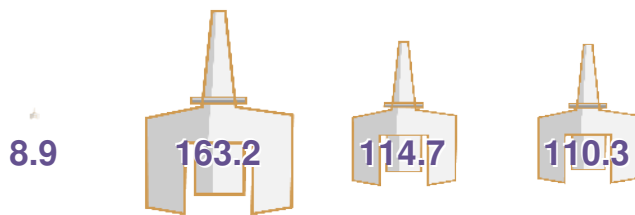
|                    |     |     |     |
|--------------------|-----|-----|-----|
| data not available | 0.0 | 0.0 | 0.0 |
|--------------------|-----|-----|-----|

\* Likely underreported

### Substance-related Arrest Rate per 1,000



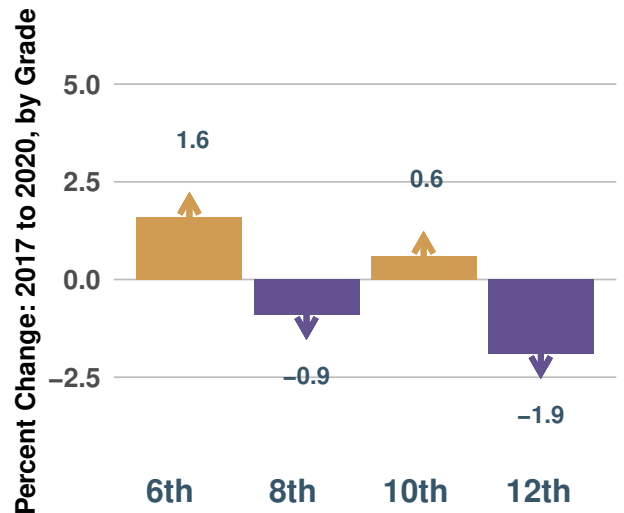
### Narcan Administration Rate per 100,000



### Opioid-prescribing Rate per 100



### Percent of youth reporting non-medical prescription drug use in the past 30 days



### Percent of youth that believe non-medical prescription drug use is high risk

