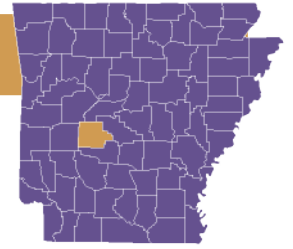


# Prescription Drug Use Trends in Your Community



## GARLAND COUNTY

County Population: 98,555

Adults reporting nonmedical prescription drug use (excluding opioids and cannabis), 2020

State: 6.3%  
U.S.: 5.6%

### Key Findings (2020)

- 10th highest rate of opioid prescribing
- 25th highest rate of opioid overdose deaths
- 14th highest rate of Narcan administrations

2017 2018 2019 2020

### Opioid Overdose Death Rate per 100,000 \*

data not available

0.0




\* Likely underreported

### Substance-related Arrest Rate per 1,000



### Narcan Administration Rate per 100,000

41.7



### Opioid-prescribing Rate per 100

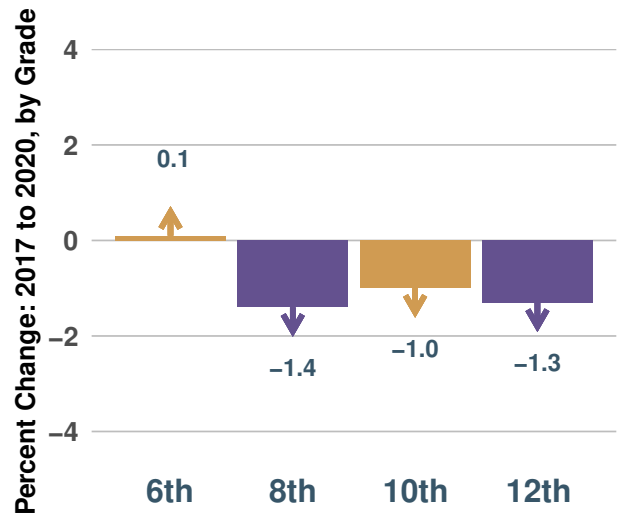
140.7

126.5

125.4

118.4

### Percent of youth reporting non-medical prescription drug use in the past 30 days



### Percent of youth that believe non-medical prescription drug use is high risk

