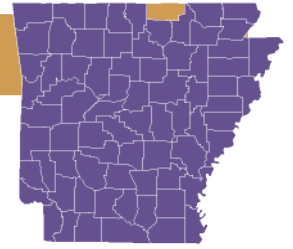


# Prescription Drug Use Trends in Your Community



## FULTON COUNTY

County Population: 12,231

Adults reporting nonmedical prescription drug use (excluding opioids and cannabis), 2020

<b>State</b>	<b>U.S.</b>
<b>6.3%</b>	<b>5.6%</b>

### Key Findings (2020)

- 18th highest rate of opioid overdose deaths
- 24th highest rate of opioid prescribing
- 13th lowest rate of substance-related arrests

2017      2018      2019      2020

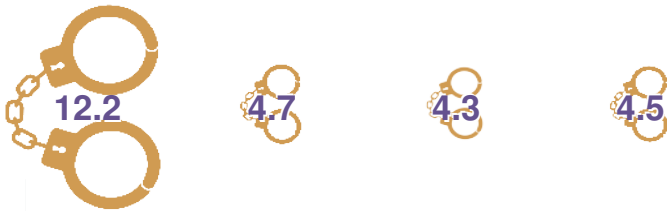
### Opioid Overdose Death Rate per 100,000 \*

data not available

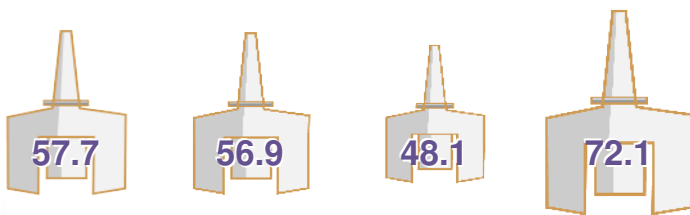


\* Likely underreported

### Substance-related Arrest Rate per 1,000



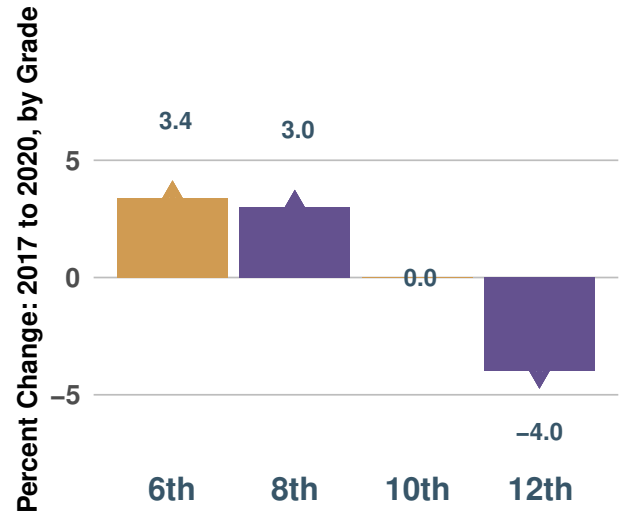
### Narcan Administration Rate per 100,000



### Opioid-prescribing Rate per 100



### Percent of youth reporting non-medical prescription drug use in the past 30 days



### Percent of youth that believe non-medical prescription drug use is high risk

