

# Prescription Drug Use Trends in Your Community

## DREW COUNTY

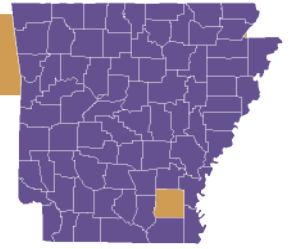
County Population: 18,417

Adults reporting nonmedical prescription drug use (excluding opioids and cannabis), 2020

<b>State</b>	<b>U.S.</b>
<b>6.3%</b>	<b>5.6%</b>

### Key Findings (2020)

- 21st lowest rate of youth past 30-day prescription drug use
- 13th highest percentage of youth viewing prescription drug use as high risk
- 6th highest rate of opioid overdose deaths
- 25th highest rate of substance-related arrests



<b>2017</b>	<b>2018</b>	<b>2019</b>	<b>2020</b>
-------------	-------------	-------------	-------------

### Opioid Overdose Death Rate per 100,000 \*

data not available

0.0

0.0

14.4



\* Likely underreported

### Substance-related Arrest Rate per 1,000



12.8



12.0



11.7



9.5


### Narcan Administration Rate per 100,000



38.1



27.3



98.8



76.8

### Opioid-prescribing Rate per 100



112.0



104.5

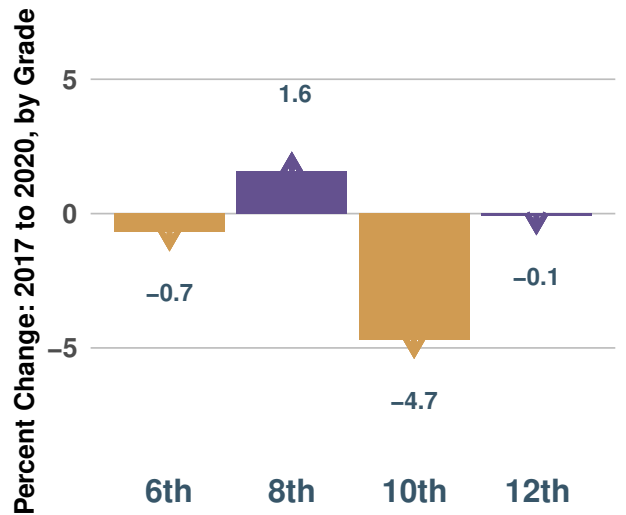


101.9



93.5

### Percent of youth reporting non-medical prescription drug use in the past 30 days



### Percent of youth that believe non-medical prescription drug use is high risk

