

Prescription Drug Use Trends in Your Community

CONWAY COUNTY

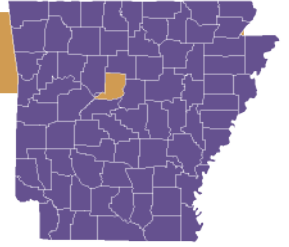
County Population: 20,858

Adults reporting nonmedical prescription drug use (excluding opioids and cannabis), 2020

State	U.S.
6.3%	5.6%

Key Findings (2020)

- 29th highest rate of youth past 30-day prescription drug use
- 16th highest rate of substance-related arrests
- 12th highest rate of Narcan administrations



2017	2018	2019	2020
-------------	-------------	-------------	-------------

Opioid Overdose Death Rate per 100,000 *

data not available

0.0



0.0

* Likely underreported

Substance-related Arrest Rate per 1,000



24.6



22.3



19.6




13.5

Narcan Administration Rate per 100,000


14.4



129.7



86.3



139.1

Opioid-prescribing Rate per 100

129.3



110.0



104.0

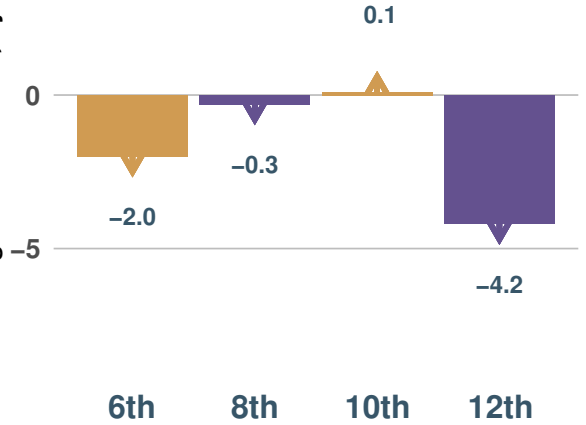


97.3



Percent of youth reporting non-medical prescription drug use in the past 30 days

Percent Change: 2017 to 2020, by Grade



Percent of youth that believe non-medical prescription drug use is high risk

