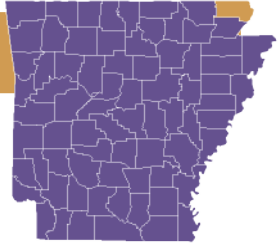


Prescription Drug Use Trends in Your Community



CLAY COUNTY

County Population: 14,889

Adults reporting nonmedical prescription drug use (excluding opioids and cannabis), 2020

State	U.S.
6.3%	5.6%

Key Findings (2020)

- Lowest rate of opioid overdose deaths
- 19th highest rate of youth past 30-day prescription drug use
- 4th highest percentage of youth viewing prescription drug use as high risk

2017	2018	2019	2020
-------------	-------------	-------------	-------------

Opioid Overdose Death Rate per 100,000 *

data not available

0.0



0.0

* Likely underreported

Substance-related Arrest Rate per 1,000



17.8



16.5



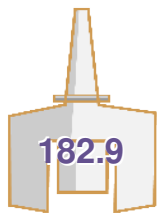
15.9



9.6

Narcan Administration Rate per 100,000

13.4



182.9



151.2



89.3

Opioid-prescribing Rate per 100

137.4



118.3



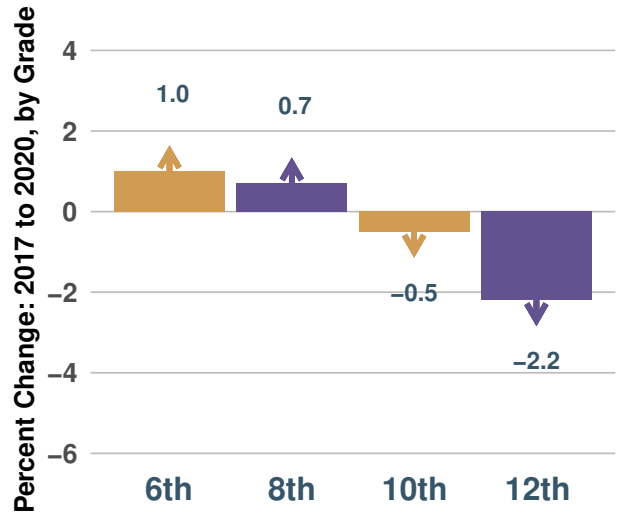
105.0



100.5



Percent of youth reporting non-medical prescription drug use in the past 30 days



Percent of youth that believe non-medical prescription drug use is high risk

