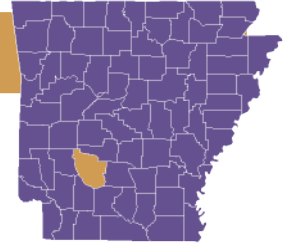


Prescription Drug Use Trends in Your Community



CLARK COUNTY

County Population: 22,386

Adults reporting nonmedical prescription drug use (excluding opioids and cannabis), 2020

State
6.3%

U.S.
5.6%

Key Findings (2020)

- Lowest rate of opioid overdose deaths
- 25th lowest rate of opioid prescribing
- 7th lowest rate of youth past 30-day prescription drug use

2017 2018 2019 2020

Opioid Overdose Death Rate per 100,000 *

data not available



4.5

0.0

0.0

* Likely underreported

Substance-related Arrest Rate per 1,000



10.8



10.3



7.5



6.8

Narcan Administration Rate per 100,000



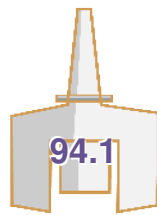
31.6



49.3



80.7



94.1

Opioid-prescribing Rate per 100



104.5



96.1

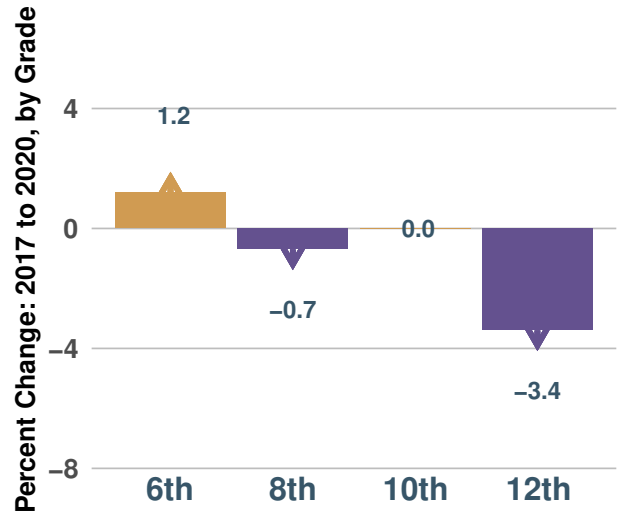


96.9



89.2

Percent of youth reporting non-medical prescription drug use in the past 30 days



Percent of youth that believe non-medical prescription drug use is high risk

