

# Prescription Drug Use Trends in Your Community

## CHICOT COUNTY

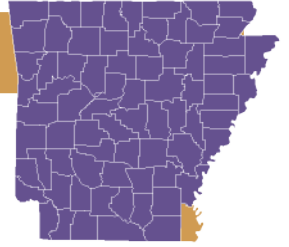
County Population: 10,615

Adults reporting nonmedical prescription drug use (excluding opioids and cannabis), 2020

|              |             |
|--------------|-------------|
| <b>State</b> | <b>U.S.</b> |
| <b>6.3%</b>  | <b>5.6%</b> |

### Key Findings (2020)

- 5th highest rate of opioid overdose deaths
- Highest rate of youth past 30-day prescription drug use
- 7th lowest percentage of youth viewing prescription drug use as high risk
- 12th lowest rate of Narcan administrations



| 2017 | 2018 | 2019 | 2020 |
|------|------|------|------|
|------|------|------|------|

### Opioid Overdose Death Rate per 100,000 \*

data not available

0.0

0.0

19.8



\* Likely underreported

### Substance-related Arrest Rate per 1,000



3.5



1.9



1.5



1.0


### Narcan Administration Rate per 100,000



47.0



57.5



128.5



29.6

### Opioid-prescribing Rate per 100



119.6



109.5

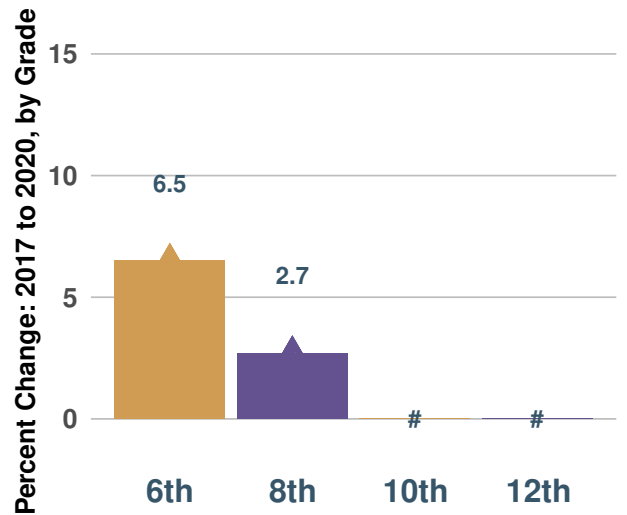


105.3



100.2

### Percent of youth reporting non-medical prescription drug use in the past 30 days



### Percent of youth that believe non-medical prescription drug use is high risk

