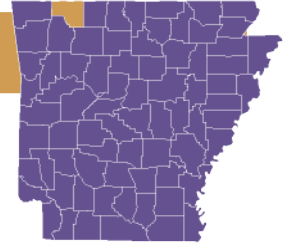


# Prescription Drug Use Trends in Your Community



## CARROLL COUNTY

County Population: 27,965

Adults reporting nonmedical prescription drug use (excluding opioids and cannabis), 2020

|              |             |
|--------------|-------------|
| <b>State</b> | <b>U.S.</b> |
| <b>6.3%</b>  | <b>5.6%</b> |

### Key Findings (2020)

- 11th highest rate of substance-related arrests
- 22nd highest rate of opioid overdose deaths
- 11th lowest rate of opioid prescribing

|             |             |             |             |
|-------------|-------------|-------------|-------------|
| <b>2017</b> | <b>2018</b> | <b>2019</b> | <b>2020</b> |
|-------------|-------------|-------------|-------------|

### Opioid Overdose Death Rate per 100,000 \*

data not available

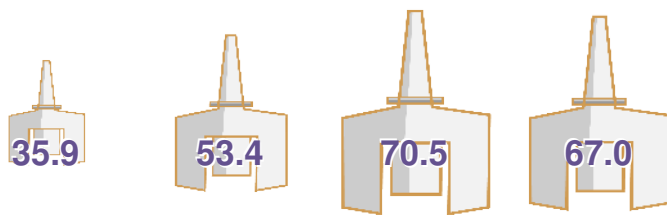


\* Likely underreported

### Substance-related Arrest Rate per 1,000



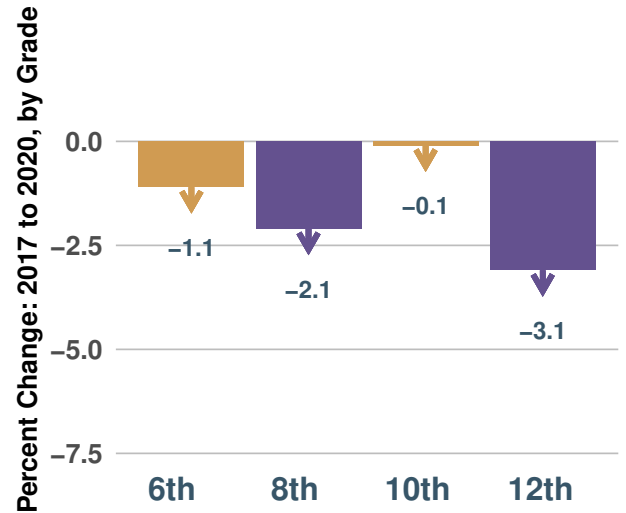
### Narcan Administration Rate per 100,000



### Opioid-prescribing Rate per 100



### Percent of youth reporting non-medical prescription drug use in the past 30 days



### Percent of youth that believe non-medical prescription drug use is high risk

