

Prescription Drug Use Trends in Your Community

BRADLEY COUNTY

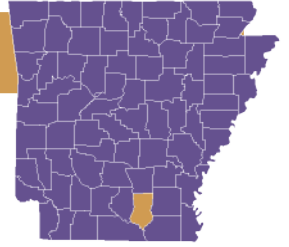
County Population: 10,874

Adults reporting nonmedical prescription drug use (excluding opioids and cannabis), 2020

State	U.S.
6.3%	5.6%

Key Findings (2020)

- Lowest rate of opioid overdose deaths
- 15th lowest rate of youth past 30-day prescription drug use
- 5th lowest percentage of youth viewing prescription drug use as high risk
- 8th lowest rate of substance-related arrests




2017	2018	2019	2020
------	------	------	------

Opioid Overdose Death Rate per 100,000 *

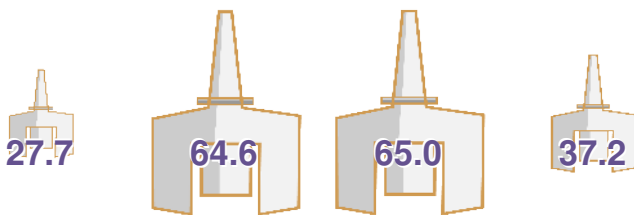
data not available	0.0	0.0	0.0
--------------------	-----	-----	-----

* Likely underreported

Substance-related Arrest Rate per 1,000



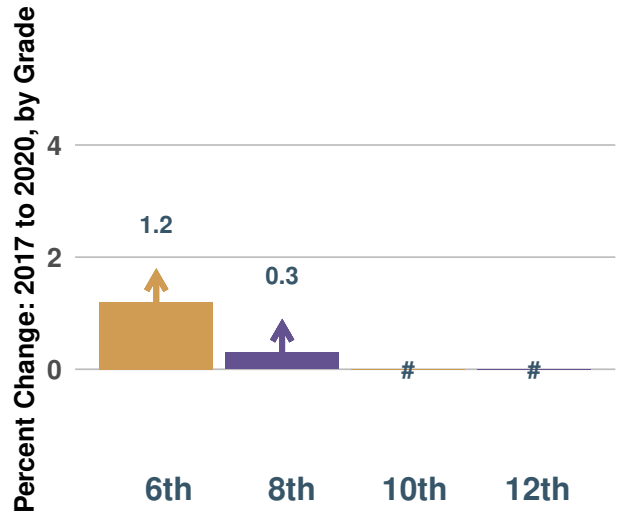
Narcan Administration Rate per 100,000



Opioid-prescribing Rate per 100



Percent of youth reporting non-medical prescription drug use in the past 30 days



Percent of youth that believe non-medical prescription drug use is high risk

